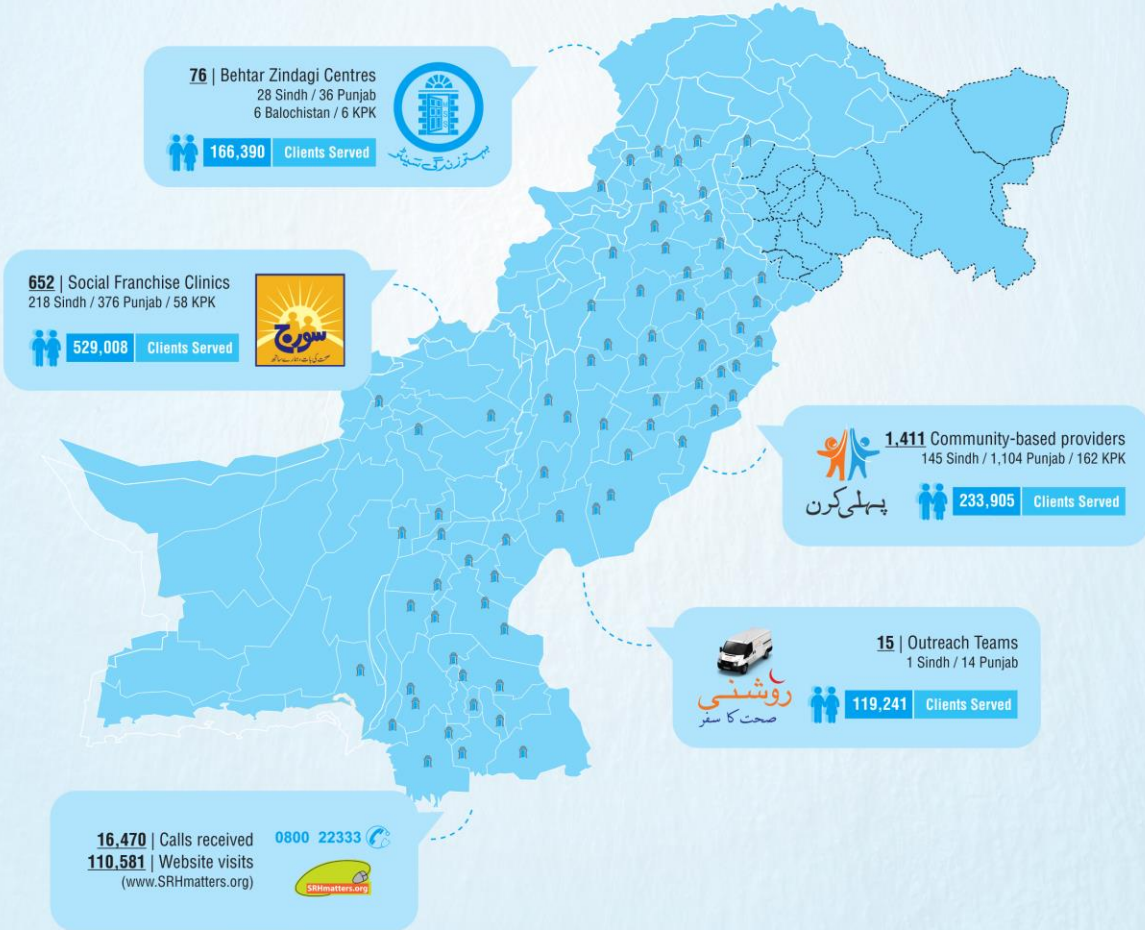
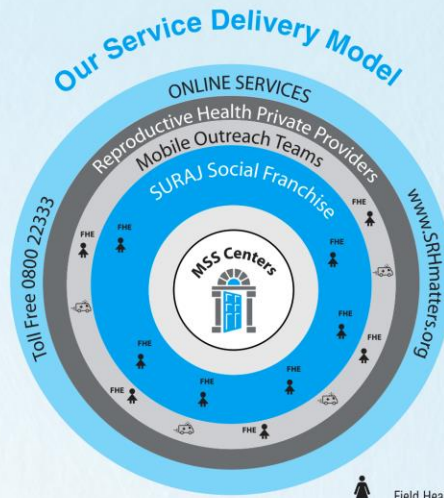


Factsheet 2016

Mission: To be the leading, effective and enduring contributor towards improved reproductive health of communities



PKR 26 billion in direct healthcare costs saved



Country Profile

310m

Projected total population 2050¹

121m

Rural population 64% of the total population¹

30%

Poverty ratio (below the poverty line)²

2.1%

Population growth rate³



FP/RH Indicators

3.8

Total fertility rate³

25.54%

Modern contraceptive prevalence rate²

21%

Unmet need⁴

46%

Unintended pregnancies⁵

Est. **2.2** million induced abortions annually⁵



MSS Impact 2016



1.1m

Total clients served




0.8m

Unintended pregnancies averted



883

Maternal deaths averted



0.5m

Unique FP users*

37%

Additional users*



2.5m

Couple years of protection

*Unique users are distinct family planning users who may have visited the clinic multiple times.

*Additional users are calculated by comparing the total number of users of modern contraception in any given year with the number of users there were in the baseline year.



MSS Clients Profile

31 years

Average age⁶

3.5

Average number of children⁶

45%

Have no formal education⁶

22%

Live on <\$1.25 day⁶

References:

- (1) Bhutta, Z. A., Hafeez, A., Rizvi, A., Ali, N., Khan, A., Ahmad, F., Bhutta, S., Hazir, T., Zaidi, A., & Jafarey, S. N. (2013). Reproductive, maternal, newborn, and child health in Pakistan: challenges and opportunities. *The Lancet*, 381(9884), 2207-2218.
- (2) Pakistan Bureau of Statistics. (2016). *Pakistan Social and Living Standards Measurement Survey (2014-15)*. Pakistan Bureau of Statistics, Government of Pakistan, Islamabad.
- (3) NIPS. (2013). *Pakistan demographic and health survey final report 2012-2013*. Islamabad, Pakistan: National Institute of Populations Studies. Retrieved from http://www.nips.org.pk/abstract_files/PDHS%20Final%20Report%20as%20of%20Jan%202014.pdf
- (4) WHO, UNICEF, UNFPA, The World Bank, and United Nations Population Division. (2014). *Trends in maternal mortality: 1990 to 2013*.
- (5) Sathar, Z., Singh, S., Rashida, G., Shah, Z., & Niazi, R. (2014). Induced abortions and unintended pregnancies in Pakistan. *Studies in family planning*, 45(4), 471.
- (6) Annual Client-Exit Survey 2016